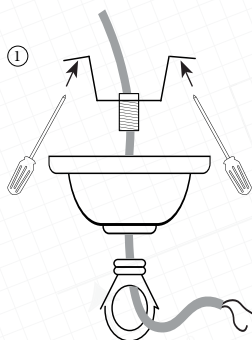


PL 30 Pendant Loudspeaker

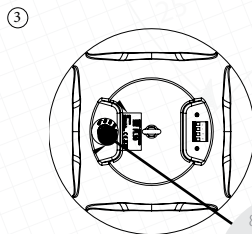


Route the cable through all parts of mounting bracket.

Fix the bracket to the surface with two screws.

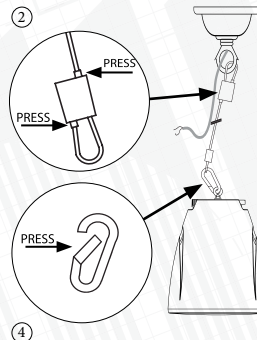
Place the cover on the bracket and secure it with rotating hook.

Important: do not overtighten the hook because it can bend the metal bracket cover.



Select speaker transformer power output or low impedance mode.

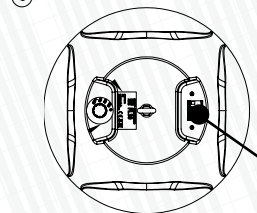
8Ω
30W
15W
7.5W
3.75W



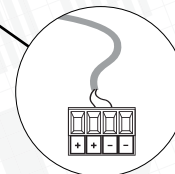
Connect provided steel rope to the mounting bracket and the speaker.

Adjust steel rope length as needed. To release the cable from lock, press-in spring loaded pins and pull the rope.

Attach carabin to the speaker by pushing in the spring-loaded piece.



Connect cable to block terminal and attach it to the speaker.



Please pay attention: Mount loudspeaker on the reliable base only.